

NON - OPERATING REEFERS (NOR)

Reducing carbon footprint through reduction of empty repositioning



DID YOU KNOW THAT REEFER CONTAINERS CAN BE USED TO CARRY NON-REFRIGERATED CARGO?

By switching the reefer machinery off, a reefer container functions the same as a dry container. Known usually as a non-operating reefer (NOR) or reefer as dry (RAD), these clean food grade high quality insulated containers do more than just move your cargo from point A to point B, it adds an additional layer of protection.

HOW?









Through its superior insulation materials, reefer containers can regulate a container's internal temperature better than a dry container. What's more, it can also minimize the build up of moisture. Perfect for carrying finished electronic products and other items sensitive to temperature fluctuations and moisture.

NOR Preferred Partner Program Benefits

- ❑ Top quality food grade reefer containers
- ❑ Better insulation quality minimizes temperature fluctuations and moisture build up
- ❑ Immediate booking acceptance, equipment guarantee & priority loading
- ❑ Discount on ocean freight

Acceptable Commodities

Non-hazardous, odourless, carton packed goods such as:

-  New electronic goods or components
-  General department store merchandise
-  Toys
-  Books or printed materials
-  Garments and textile products
-  Footwear
-  Packaged furniture
-  Packaged foodstuff

COMMITMENT TO THE ENVIRONMENT

By joining hands with ONE, not only are you helping us to protect the environment by reducing our carbon footprint through the reduction of empty repositioning, you are also doing your part in ensuring an undisrupted supply chain and strengthening global food security. What's more, you get to enjoy savings on ocean freight rates through our NOR preferred partner program discount.

COLLABORATE WITH ONE TODAY FOR A SUSTAINABLE ENVIRONMENT

Container Specification Comparison

Typical Dimensions*	Standard 40'FT	40'FT High Cube	40'FT High Cube Reefer
Inside Length	12.03 m	12.03 m	11.59 m
Inside Width	2.35 m	2.35 m	2.28 m
Inside Height	2.39 m	2.69 m	2.54 m
Door Width	2.34 m	2.34 m	2.29 m
Door Height	2.28 m	2.58 m	2.5 m
Load Capacity	67.6 m ³	76.2 m ³	67.5 m ³
Tare Weight	3,740 kg	3,830 kg	4,520 kg
Max. Load Weight	26,740 kg	26,650 kg / 28,670 kg	29,480 kg

*Above table only illustrates typical dimensions, actual dimensions may differ based on specs type.

Origins/Destinations Port Pairs for NOR program

ORIGIN

All Asia Origins

Priority Locations	Japan	Korea	Singapore	Hongkong
	Malaysia	Philippines	Taiwan	Middle East

DESTINATION REGION

Destination

US & Canada				
Halifax	Long Beach	Los Angeles	Oakland	Omaha
Seattle	Tacoma	Vancouver		
Europe & Middle East				
Belgium	Egypt	France	Germany	Italy
Netherlands	Norway	Spain	Turkey	
Latin America				
Brazil	Chile	Ecuador	Mexico	Peru
Oceania				
Australia	New Zealand			
Africa				
South Africa (Cape Town)				
Asia				
India	Thailand	Vietnam		

Subject to equipment availability | Origin & destination ports are subject to change



Contact ONE now to find out more: <https://www.one-line.com/en/contact-us>